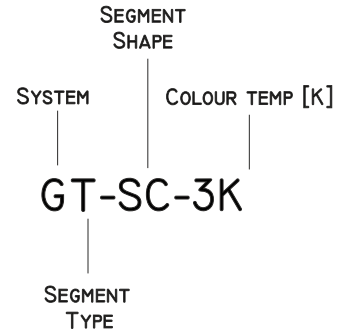





q a m m a



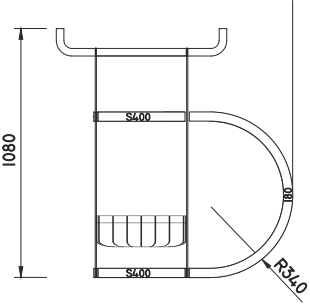
ILLUMINATED PARTS

MODEL	TUBE/ PIPE	SHAPE	W/V/ METER	CCT-K	W/ FIXTURE	NAME CODE
	GAMMA TUBE	U- SHAPE	15W/ 48V	3000	18	GT-U-3K
				4000		GT-U-4K
				5000		GT-U-5K
	GAMMA TUBE	QUARTER CIRCLE	15W/ 48V	3000	11	GT-QC-3K
				4000		GT-QC-4K
				5000		GT-QC-5K
	GAMMA TUBE	STRAIGHT 400	15W/ 48V	3000	6	GT-S400-3K
				4000		GT-S400-4K
				5000		GT-S400-5K

	GAMMA TUBE	STRAIGHT 800	15W/ 48V	3000	12	GT-S800-3K
				4000		GT-S800-4K
				5000		GT-S800-5K

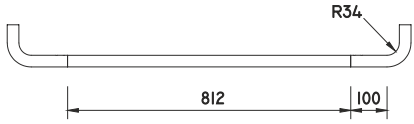
	POWER SUPPLY UNIT	-	100W/ 48V	-	-	G-PSU
---	-------------------------	---	--------------	---	---	-------

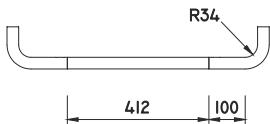
MODEL	TUBE/ PIPE	SHAPE	W/V/ METER	CCT-K	W/ FIXTURE	NAME CODE
-------	---------------	-------	---------------	-------	---------------	-----------

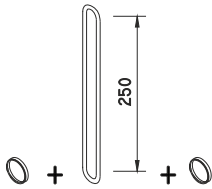
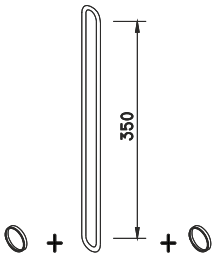
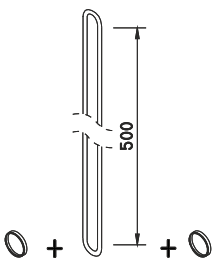
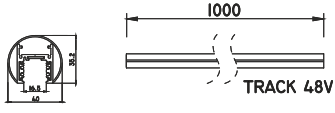
	GAMMA SET	FLOWER BED	15W/ 48V	3000	30	GS-FB-3K
				4000		GS-FB-4K
				5000		GS-FB-5K

NON-ILLUMINATED PARTS

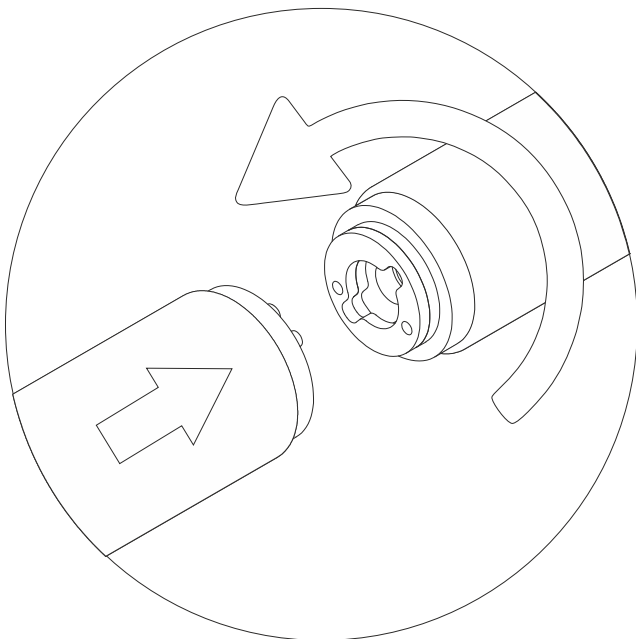
MODEL	TUBE/ PIPE	SHAPE	STANDARD RAL COLOUR	MATERIAL	NAME CODE
-------	---------------	-------	------------------------	----------	-----------

	GAMMA PIPE	STRAIGHT 812	9003 (WHITE)	ALU	GP-S812
			9005 (BLACK)		
			7016 (GREY ANTHRACITE)		

	GAMMA PIPE	STRAIGHT 412	9003 (WHITE)	ALU	GP-S412
			9005 (BLACK)		
			7016 (GREY ANTHRACITE)		

	GAMMA PIPE	LOOP 250	9003 (WHITE)	ALU	GP-L250
			9005 (BLACK)		
			7016 (GREY ANTHRACITE)		
			RAW	STAINLESS STEEL	
			GILT		
	GAMMA PIPE	LOOP 350	9003 (WHITE)	ALU	GP-L350
			9005 (BLACK)		
			7016 (GREY ANTHRACITE)		
			RAW	STAINLESS STEEL	
			GILT		
	GAMMA PIPE	LOOP 500	9003 (WHITE)	ALU	GP-L500
			9005 (BLACK)		
			7016 (GREY ANTHRACITE)		
			RAW	STAINLESS STEEL	
			GILT		
	MULTI TRACK	-	9003 (WHITE)	ALU	G-STI5
			9005 (BLACK)		

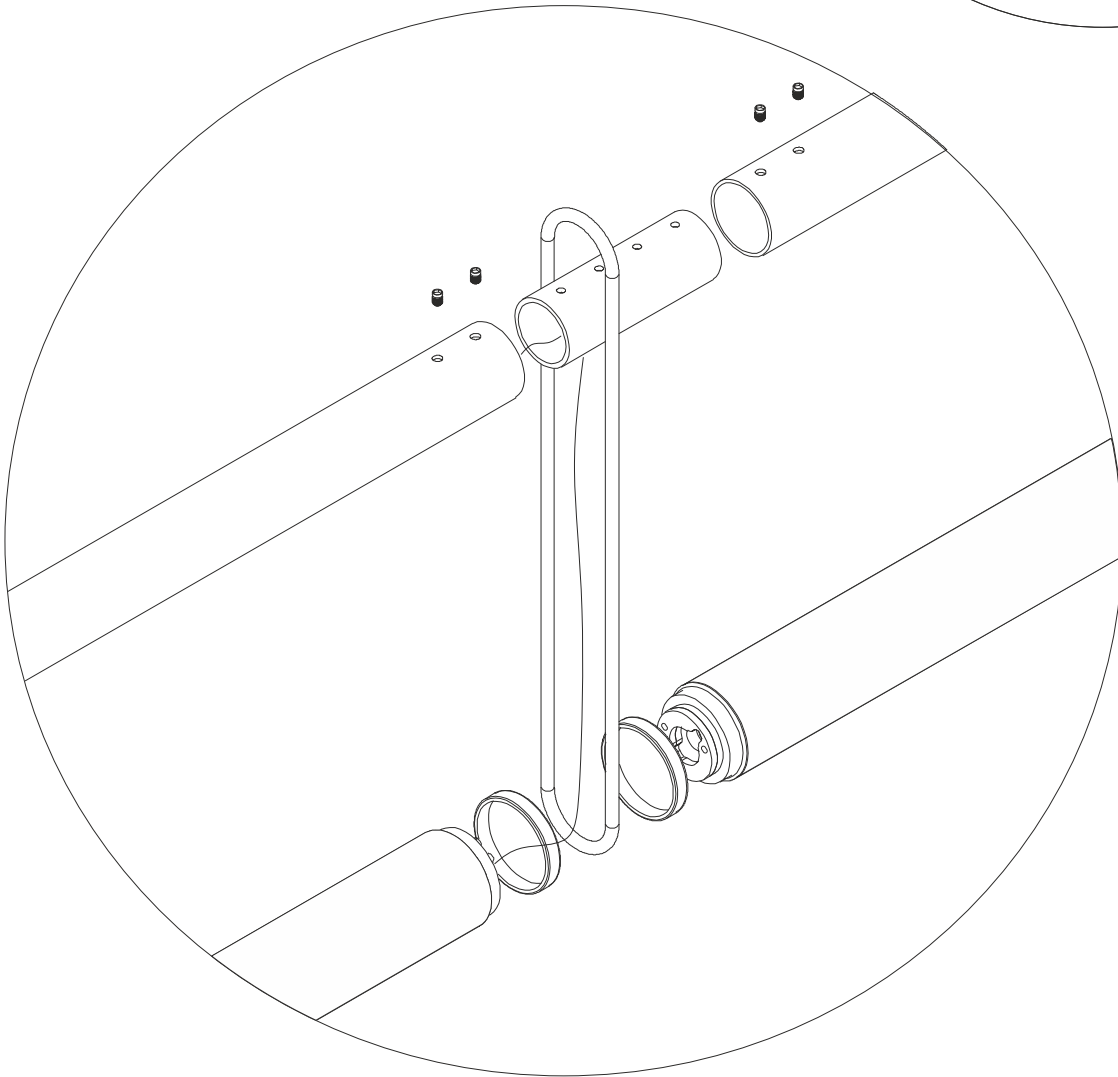
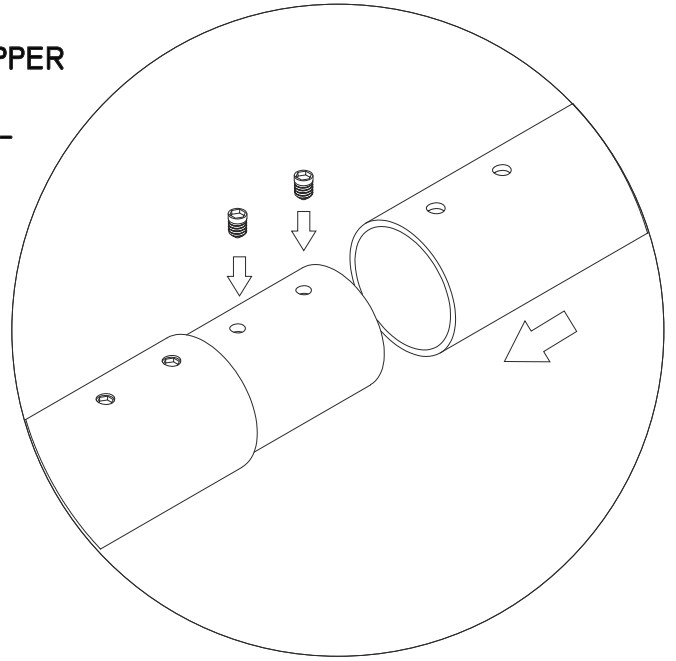
tube assembly



THE CONNECTION BETWEEN 2 LIGHT TUBES IS RESOLVED WITH AN EASY AND INTUITIVE- PUSH, TWIST AND CLICK METHOD. IT ALSO ENABLES ELECTRICAL FEED FLOW BETWEEN THE TUBES WITHOUT ANY EXTRA CABLES.

pipe assembly

THE ASSEMBLY OF THE UPPER PART PIPES IS PROVIDED BY TIGHTENING 2 THREAD-SCREWS INTO THE ASSIGNED THREAD-HOLES.



CONNECTING THE UPPER PIPES WITH LED TUBES IS MADE WITH A CUSTOM BRAIDED LOOP CONNECTOR