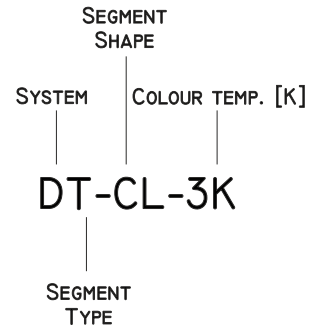

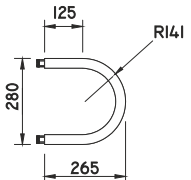
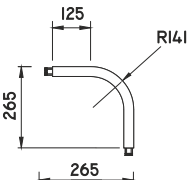



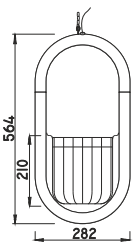


delta



ILLUMINATED PARTS

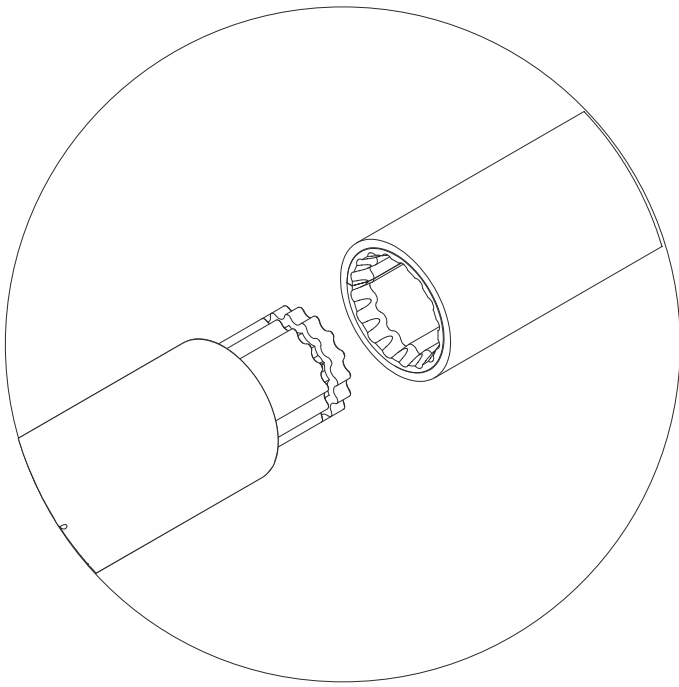
MODEL	TUBE/PIPE	SHAPE	W/V/METER	CCT-K	W/FIXTURE	NAME CODE
	DELTA TUBE	C-SHAPE LONG	15W/48V	3000	25	DT-CL-3K
				4000		DT-CL-4K
				5000		DT-CL-5K
	DELTA TUBE	C-SHAPE	15W/48V	3000	13	DT-C-3K
				4000		DT-C-4K
				5000		DT-C-5K
	DELTA TUBE	U-SHAPE WIDE	15W/48V	3000	14	DT-UW-3K
				4000		DT-UW-4K
				5000		DT-UW-5K

	DELTA TUBE	U-SHAPE	15W/ 48V	3000	10	DT-U-3K
				4000		DT-U-4K
				5000		DT-U-5K
	DELTA TUBE	QUARTER CIRCLE	15W/ 48V	3000	7	DT-QC-3K
				4000		DT-QC-4K
				5000		DT-QC-5K
	DELTA TUBE	STRAIGHT 800	15W/ 48V	3000	12	DT-S800-3K
				4000		DT-S800-4K
				5000		DT-S800-5K
	DELTA TUBE	STRAIGHT 400	15W/ 48V	3000	6	DT-S400-3K
				4000		DT-S400-4K
				5000		DT-S400-5K
	DELTA	POWER SUPPLY UNIT	100W/ 48V	-	-	D-PSU
ADDITIONAL MODEL	TUBE/ PIPE	SHAPE	W/V/ METER	CCT-K	W/ FIXTURE	NAME CODE
	DELTA SET	FLOWER BED	15W/ 48V	3000	15	DS-FB-3K
				4000		DS-FB-4K
				5000		DS-FB-5K

NON-ILLUMINATED PARTS

MODEL	TUBE/PIPE	SHAPE	STANDARD RAL COLOUR	MATERIAL	NAME CODE
	DELTA PIPE	C-SHAPE LONG	9003 (WHITE)	ALU	DP-CL
			9005 (BLACK)		
			7016 (GREY ANTHRACITE)		
	DELTA PIPE	C-SHAPE	9003 (WHITE)	ALU	DP-C
			9005 (BLACK)		
			7016 (GREY ANTHRACITE)		
	DELTA PIPE	U-SHAPE LONG	9003 (WHITE)	ALU	DP-UL
			9005 (BLACK)		
			7016 (GREY ANTHRACITE)		
	DELTA PIPE	U-SHAPE	9003 (WHITE)	ALU	DP-U
			9005 (BLACK)		
			7016 (GREY ANTHRACITE)		
	DELTA PIPE	QUARTER CIRCLE	9003 (WHITE)	ALU	DP-QC
			9005 (BLACK)		
			7016 (GREY ANTHRACITE)		
	DELTA PIPE	STRAIGHT 400	9003 (WHITE)	ALU	DP-S400
			9005 (BLACK)		
			7016 (GREY ANTHRACITE)		
	DELTA PIPE	STRAIGHT 800	9003 (WHITE)	ALU	DP-S800
			9005 (BLACK)		
			7016 (GREY ANTHRACITE)		
	DELTA	MULTI TRACK	9003 (WHITE)	ALU	D-STI5
			9005 (BLACK)		

tube-pipe assembly



LED tube- pipe assembly is provided by an easy and intuitive „star” connector. It enables changing the illumination angle freely. It also enables electrical feed ow between the tubes without any extra cables.

fixing system

The fixing system consists of ceiling suspensions (straight or bendable holders) or wall- mount holders enabling the formulation of custom ceiling/ wall shapes

